



# BRAND REPORT

FOR THE 6 MONTH PERIOD ENDED JUNE 2021



No attempt has been made to rank the information contained in this report in order of importance, since BPA Worldwide believes this is a judgment which must be made by the user of the report.

Rapid News Publications Limited  
 Carlton House, Sandpiper Way  
 Chester Business Park  
 Chester, CH4 9QE  
 United Kingdom  
 Tel. No.: 01244 680222  
 Fax No.: 01244 671074  
 Website: www.tctmagazine.com

Rapid News Publications Ltd, the owner of the **TCT Group**, has been a leading authority in additive manufacturing, 3D printing, design and engineering technology for 30 years.

A rich mix of live events and all-encompassing media portfolio enables TCT to deliver business-critical intelligence, connecting the additive community across Europe, North America and Asia.

By focusing on cutting edge applications, expert analysis and commentary, TCT helps designers, engineers and buyers evaluate, adopt and optimise their additive requirements.

The TCT Group mission goes beyond simply raising awareness; it's focused on developing a 360-degree understanding of the potential of additive manufacturing and 3D printing technology to increase utilisation at all stages of design, engineering and manufacturing.

### MAGAZINE CHANNEL FORMAT – PRINT ISSUES

**TCT MAGAZINE** is produced in a print format. The editorial for the print copy is the same for all recipients.

### BRAND REPORT PURPOSE

The Brand Report provides a deeper understanding and identification of all audited touch points with customers that have interest in the brand. It is designed to present analysis of all communication channels, including a brand's unique users within each channel of, but not across, multiple media platforms. This non-integrated report contains data for each separate media channel as indicated in the Executive Summary. No attempt has been made to identify or eliminate duplication that may exist across media channels.

## CHANNELS

**TCT PRINT MAGAZINE**

**TCT MAGAZINE WEBSITE**

**TCT MAGAZINE SOCIAL MEDIA**

## EXECUTIVE SUMMARY

Below are the average contacts per occurrence, including frequency per period reported.

|   | Non-Paid | Paid | Average  |
|---|----------|------|----------|
| <b>TCT PRINT MAGAZINE COMBINED</b>  | 17,079   | -    | 17,079   |
| TCT Magazine European Edition (3 Issues in the period)                    | 12,049   | -    | 12,049   |
| TCT Magazine North American Edition (3 Issues in the period)              | 5,030    | -    | 5,030    |
| (See Paragraph 3b for Source)   |          |      |          |
| <b>TCT MAGAZINE WEBSITE</b> (Monthly Users with 59,692 average Pageviews) | 33,327   | -    | 33,327   |
| <b>TCT MAGAZINE SOCIAL MEDIA</b>  |          |      |          |
| a. Twitter followers  |          |      |          |
| 1. www.twitter.com/thetctmagazine   | *10,309  | -    | *10,309  |
| 2. http://twitter.com/thetctgroup   | *8,429   | -    | *8,429   |
| 3. http://twitter.com/TCT3Sixty   | *6,342   | -    | *6,342   |
| b. Facebook likes   |          |      |          |
|   | *1,667   | -    | *1,667   |
| c. LinkedIn group members   |          |      |          |
|   | *6,058   | -    | *6,058   |
| d. YouTube views  |          |      |          |
|   | *861,454 | -    | *861,454 |
| e. YouTube subscribers  |          |      |          |
|   | *2,300   | -    | *2,300   |

\*Social Media claims are cumulative figures, not averages.

### MAGAZINE CHANNEL FORMAT: This magazine is produced in print format.

No attempt has been made to identify or eliminate duplication that may exist across media channels.

**FIELD SERVED**

**TCT Magazine** European and North American editions serve companies in the following fields: Aerospace, Architecture, Planning and Building, Automotive, Marine and Rail, Banking & Finance, Computer/IT/Telecommunications, Consumer Goods, Consultancy & Business Services, Dental, Education, Electronics, Energy & Power, Industrial Products & Components, Jewellery, Art and High Value Creative Goods, Law and Intellectual Property, Industrial Machinery and Equipment, Materials Manufacturer, Compounder or Distributor, Metal Production and Supply, Media, TV and Film, Military & Defence, Packaging, Pharmaceutical, Software Manufacturer, Contract Manufacturing & Services, Research & Testing, Design & Branding, Toolmaking and Moulding, Toys, Leisure and Entertainment, Printing, Coating & Labelling, Automation & Robotics, Chemicals, Ingredients and Allied Products, FMCG, Apparel, Agriculture, Industry Body & Events, Recycling and Reprocessing, Clinical Practice, Trials and Studies, NGO & Charity, BioPharma, Clinical Diagnostics, Government, Plastics Production and Supply, Medical Device, Research & Development, Other businesses allied to the field as reported in Paragraph 3a herein.

**DEFINITION OF RECIPIENT QUALIFICATION**

Qualified recipients are involved in 3D Printing, Additive Manufacturing, CAD/CAM/CAE Operations, Consulting, C-Suite / Corporate Management, Engineering, Manufacturing, Marketing, Product Design & Development, Sales, Business Development & Product Management, Project Management, Procurement & Purchasing, Quality Assurance, Research & Development, Toolmaking, Training & Development, Regulatory/Legal Affairs, Human Resources, Finance, Technical Management, Production & Process Control, Machine Operations, Printing, Marking & Packaging, Sterilisation, Maintenance & Service, Sustainability, IT Systems, Testing & Analysis, Sales, Business Development & Product Management, Machine Operations, and Other functions in the above fields.

**AVERAGE NON-QUALIFIED CIRCULATION**

| Non-Qualified<br>Not Included Elsewhere   |  | Copies       |
|---|--|--------------|
| Other Paid Circulation                    |  | -            |
| Advertiser and Agency                     |  | 1803         |
| Allocated for Trade Shows and Conventions |  | -            |
| All Other                                 |  | 138          |
| <b>TOTAL</b>                              |  | <b>1,941</b> |

**1. AVERAGE QUALIFIED CIRCULATION BREAKOUT FOR THE PERIOD**

| Qualified Circulation              | Total Qualified |              | Qualified Non-Paid |              | Qualified Paid |          |
|------------------------------------|-----------------|--------------|--------------------|--------------|----------------|----------|
|                                    | Copies          | Percent      | Copies             | Percent      | Copies         | Percent  |
| Individual                         | 17,079          | 100.0        | 17,079             | 100.0        | -              | -        |
| Sponsored Individually Addressed   | -               | -            | -                  | -            | -              | -        |
| Membership Benefit                 | -               | -            | -                  | -            | -              | -        |
| Multi-Copy Same Addressee          | -               | -            | -                  | -            | -              | -        |
| Single Copy Sales                  | -               | -            | -                  | -            | -              | -        |
| <b>TOTAL QUALIFIED CIRCULATION</b> | <b>17,079</b>   | <b>100.0</b> | <b>17,079</b>      | <b>100.0</b> | <b>-</b>       | <b>-</b> |

**2. QUALIFIED CIRCULATION BY ISSUES FOR PERIOD**

| 2021 Issue                            | Total Qualified | Qualified Circulation by Edition |                        |
|---------------------------------------|-----------------|----------------------------------|------------------------|
|                                       |                 | European Edition                 | North American Edition |
| Volume 29, Issue 1/ Volume 7, Issue 1 | 17,040          | 12,020                           | 5,020                  |
| Volume 29, Issue 2/ Volume 7, Issue 2 | 17,100          | 12,050                           | 5,050                  |
| Volume 29, Issue 3/ Volume 7, Issue 3 | 17,097          | 12,078                           | 5,019                  |

**AVERAGE ANNUAL AUDITED QUALIFIED CIRCULATION AND CURRENT UNAUDITED BRAND REPORTS**

| 6-Month Period Ended:                                       | Audited Data         |                     | Audited Data         |                     | Circulation Claim     |                      |
|---|----------------------|---------------------|----------------------|---------------------|-----------------------|----------------------|
|   | July – December 2018 | January – June 2019 | July – December 2019 | January – June 2020 | July – December 2020* | January – June 2021* |
| Total Audit Average Qualified:                              | 17,110               | 17,096              | 17,061               | 17,053              | 16,713                | 17,079               |
| Qualified Non-Paid:   | 17,110               | 17,096              | 17,061               | 17,053              | 16,713                | 17,079               |
| Qualified Paid:   | -                    | -                   | -                    | -                   | -                     | -                    |
| Post Expire Copies included in Total Qualified Circulation: | **NC                 | **NC                | **NC                 | **NC                | **NC                  | **NC                 |
| Average Annual Order Price:                                 | **NC                 | **NC                | **NC                 | **NC                | **NC                  | **NC                 |

\*NOTE: July 2020 – June 2021 data is unaudited. With each successive period, new data will be added until six 6-month periods are displayed.  
 \*\*NC = None Claimed.

**GEOGRAPHICAL BREAKOUT OF QUALIFIED CIRCULATION FOR VOLUME 29, ISSUE 3/VOLUME 7, ISSUE 3 2021\***

| State                   | Total Qualified | Percent    | Qualified Circulation by Edition |                | State                              | Total Qualified | Percent      | Qualified Circulation by Edition |                |
|-------------------------|-----------------|------------|----------------------------------|----------------|------------------------------------|-----------------|--------------|----------------------------------|----------------|
|                         |                 |            | European                         | North American |                                    |                 |              | European                         | North American |
| Maine                   | 8               | -          | -                                | 8              | Kentucky                           | 34              | -            | -                                | 34             |
| New Hampshire           | 35              | -          | -                                | 35             | Tennessee                          | 46              | -            | -                                | 46             |
| Vermont                 | 6               | -          | -                                | 6              | Alabama                            | 27              | -            | -                                | 27             |
| Massachusetts           | 174             | -          | -                                | 174            | Mississippi                        | 6               | -            | -                                | 6              |
| Rhode Island            | 91              | -          | -                                | 91             | EAST SO. CENTRAL                   | 113             | 0.7          | -                                | 113            |
| Connecticut             | 12              | -          | -                                | 12             | Arkansas                           | 6               | -            | -                                | 6              |
| <b>NEW ENGLAND</b>      | <b>326</b>      | <b>1.9</b> | -                                | <b>326</b>     | Louisiana                          | 14              | -            | -                                | 14             |
| New York                | 244             | -          | -                                | 244            | Oklahoma                           | 26              | -            | -                                | 26             |
| New Jersey              | 141             | -          | -                                | 141            | Texas                              | 289             | -            | -                                | 289            |
| Pennsylvania            | 284             | -          | -                                | 284            | WEST SO. CENTRAL                   | 335             | 1.9          | -                                | 335            |
| <b>MIDDLE ATLANTIC</b>  | <b>669</b>      | <b>3.9</b> | -                                | <b>669</b>     | Montana                            | 3               | -            | -                                | 3              |
| Ohio                    | 300             | -          | -                                | 300            | Idaho                              | 10              | -            | -                                | 10             |
| Indiana                 | 104             | -          | -                                | 104            | Wyoming                            | 3               | -            | -                                | 3              |
| Illinois                | 208             | -          | -                                | 208            | Colorado                           | 81              | -            | -                                | 81             |
| Michigan                | 516             | -          | -                                | 516            | New Mexico                         | 23              | -            | -                                | 23             |
| Wisconsin               | 104             | -          | -                                | 104            | Arizona                            | 74              | -            | -                                | 74             |
| <b>EAST NO. CENTRAL</b> | <b>1,232</b>    | <b>7.2</b> | -                                | <b>1,232</b>   | Utah                               | 33              | -            | -                                | 33             |
| Minnesota               | 141             | -          | -                                | 141            | Nevada                             | 40              | -            | -                                | 40             |
| Iowa                    | 38              | -          | -                                | 38             | <b>MOUNTAIN</b>                    | <b>267</b>      | <b>1.6</b>   | -                                | <b>267</b>     |
| Missouri                | 48              | -          | -                                | 48             | Alaska                             | 1               | -            | -                                | 1              |
| North Dakota            | 7               | -          | -                                | 7              | Washington                         | 87              | -            | -                                | 87             |
| South Dakota            | 13              | -          | -                                | 13             | Oregon                             | 74              | -            | -                                | 74             |
| Nebraska                | 14              | -          | -                                | 14             | California                         | 623             | -            | -                                | 623            |
| Kansas                  | 16              | -          | -                                | 16             | Hawaii                             | 4               | -            | -                                | 4              |
| <b>WEST NO. CENTRAL</b> | <b>277</b>      | <b>1.6</b> | -                                | <b>277</b>     | <b>PACIFIC</b>                     | <b>789</b>      | <b>4.6</b>   | -                                | <b>789</b>     |
| Delaware                | 16              | -          | -                                | 16             | <b>UNITED STATES</b>               | <b>4,590</b>    | <b>26.8</b>  | -                                | <b>4,590</b>   |
| Maryland                | 57              | -          | -                                | 57             | U.S. Territories                   | 4               | -            | -                                | 4              |
| Washington, DC          | 9               | -          | -                                | 9              | Canada                             | 365             | -            | -                                | 365            |
| Virginia                | 73              | -          | -                                | 73             | Mexico                             | 60              | -            | -                                | 60             |
| West Virginia           | 7               | -          | -                                | 7              | Other International                | 12,078          | -            | 12,078                           | -              |
| North Carolina          | 115             | -          | -                                | 115            | APO/FPO                            | -               | -            | -                                | -              |
| South Carolina          | 50              | -          | -                                | 50             | <b>TOTAL QUALIFIED CIRCULATION</b> | <b>17,097</b>   | <b>100.0</b> | <b>12,078</b>                    | <b>5,019</b>   |
| Georgia                 | 75              | -          | -                                | 75             |                                    |                 |              |                                  |                |
| Florida                 | 180             | -          | -                                | 180            |                                    |                 |              |                                  |                |
| <b>SOUTH ATLANTIC</b>   | <b>582</b>      | <b>3.4</b> | -                                | <b>582</b>     |                                    |                 |              |                                  |                |

\*See Additional Data

**GEOGRAPHICAL BREAKOUT OF QUALIFIED CIRCULATION FOR VOLUME 29, ISSUE 3/VOLUME 7, ISSUE 3 2021\***

| Region                         | Total Qualified | Percent | Qualified Circulation by Edition |                | Region                             | Total Qualified | Percent      | Qualified Circulation by Edition |                |
|--------------------------------|-----------------|---------|----------------------------------|----------------|------------------------------------|-----------------|--------------|----------------------------------|----------------|
|                                |                 |         | European                         | North American |                                    |                 |              | European                         | North American |
| Channel Islands                | 4               |         | 4                                | -              | Cheshire                           | 195             |              | 195                              | -              |
| Cornwall                       | 18              |         | 18                               | -              | Isle of Man                        | 3               |              | 3                                | -              |
| Devon                          | 93              |         | 93                               | -              | Lancashire                         | 345             |              | 345                              | -              |
| Dorset                         | 73              |         | 73                               | -              | Merseyside                         | 99              |              | 99                               | -              |
| Gloucestershire                | 175             |         | 175                              | -              | North West                         | 642             | 3.6          | 642                              | -              |
| Isles of Scilly                | 19              |         | 19                               | -              | Cleveland                          | 41              |              | 41                               | -              |
| Somerset                       | 223             |         | 223                              | -              | Cumbria                            | 51              |              | 51                               | -              |
| Wiltshire                      | 110             |         | 110                              | -              | Durham                             | 29              |              | 29                               | -              |
| South West                     | 715             | 4.2     | 715                              | -              | Northumberland                     | 9               |              | 9                                | -              |
| Bedfordshire                   | 89              |         | 89                               | -              | Tyne & Wear                        | 48              |              | 48                               | -              |
| Berkshire                      | 161             |         | 161                              | -              | Northern                           | 178             | 1.0          | 178                              | -              |
| Buckinghamshire                | 157             |         | 157                              | -              | London                             | 458             | 2.7          | 458                              | -              |
| East Sussex                    | 97              |         | 97                               | -              | Total England Circulation          | 6,698           | 39.1         | 6,698                            | -              |
| Essex                          | 145             |         | 145                              | -              | Antrim                             | 34              |              | 34                               | -              |
| Hampshire                      | 205             |         | 205                              | -              | Armagh                             | 2               |              | 2                                | -              |
| Hertfordshire                  | 161             |         | 161                              | -              | County Down                        | 9               |              | 9                                | -              |
| Isle of Wight                  | 12              |         | 12                               | -              | County Tyrone                      | 4               |              | 4                                | -              |
| Kent                           | 154             |         | 154                              | -              | Fermanagh                          | 1               |              | 1                                | -              |
| Middlesex                      | 116             |         | 116                              | -              | Londonderry                        | 20              |              | 20                               | -              |
| Oxfordshire                    | 203             |         | 203                              | -              | Northern Ireland                   | 70              | 0.4          | 70                               | -              |
| Surrey                         | 168             |         | 168                              | -              | Clwyd                              | 56              |              | 56                               | -              |
| West Sussex                    | 79              |         | 79                               | -              | Dyfed                              | 21              |              | 21                               | -              |
| South East                     | 1,747           | 10.2    | 1,747                            | -              | Gwent                              | 45              |              | 45                               | -              |
| Cambridgeshire                 | 196             |         | 196                              | -              | Gwynedd                            | 26              |              | 26                               | -              |
| Norfolk                        | 51              |         | 51                               | -              | Mid Glamorgan                      | 51              |              | 51                               | -              |
| Suffolk                        | 63              |         | 63                               | -              | Powys                              | 20              |              | 20                               | -              |
| East Anglia                    | 310             | 1.8     | 310                              | -              | Glamorgan                          | 45              |              | 45                               | -              |
| Herefordshire & Worcestershire | 180             |         | 180                              | -              | West Glamorgan                     | 41              |              | 41                               | -              |
| Shropshire                     | 102             |         | 102                              | -              | Wales                              | 305             | 1.8          | 305                              | -              |
| Staffordshire                  | 187             |         | 187                              | -              | Borders                            | 3               |              | 3                                | -              |
| Warwickshire                   | 169             |         | 169                              | -              | Central                            | 9               |              | 9                                | -              |
| West Midlands                  | 666             |         | 666                              | -              | Dumfries & Galloway                | 3               |              | 3                                | -              |
| Midlands                       | 1,304           | 7.7     | 1,304                            | -              | Fife                               | 9               |              | 9                                | -              |
| Derbyshire                     | 205             |         | 205                              | -              | Grampian                           | 28              |              | 28                               | -              |
| Leicestershire                 | 247             |         | 247                              | -              | Highlands & Islands                | 4               |              | 4                                | -              |
| Lincolnshire                   | 63              |         | 63                               | -              | Lothian                            | 24              |              | 24                               | -              |
| Northamptonshire               | 141             |         | 141                              | -              | Strathclyde                        | 78              |              | 78                               | -              |
| Nottinghamshire                | 196             |         | 196                              | -              | Tayside                            | 17              |              | 17                               | -              |
| East Midlands                  | 852             | 5.0     | 852                              | -              | Scotland                           | 175             | 1.0          | 175                              | -              |
| East Yorkshire                 | 29              |         | 29                               | -              | Total UK Circulation               | 7,248           | 42.3         | 7,248                            | -              |
| North Yorkshire                | 53              |         | 53                               | -              | Europe                             | 4,830           | 28.4         | 4,830                            | -              |
| South Yorkshire                | 198             |         | 198                              | -              | International                      | 5,019           | 29.3         | -                                | 5,019          |
| West Yorkshire                 | 212             |         | 212                              | -              | <b>TOTAL QUALIFIED CIRCULATION</b> | <b>17,097</b>   | <b>100.0</b> | <b>12,078</b>                    | <b>5,019</b>   |
| Yorkshire                      | 492             | 2.9     | 492                              | -              |                                    |                 |              |                                  |                |

\*See Additional Data

**GEOGRAPHICAL BREAKOUT OF QUALIFIED CIRCULATION FOR ISSUE VOLUME 29, ISSUE 3/VOLUME 7, ISSUE 3 2021\***

| Region/Country         | Total Qualified | Percent | Qualified Circulation by Edition |                | Region/Country                     | Total Qualified | Percent      | Qualified Circulation by Edition |                |
|------------------------|-----------------|---------|----------------------------------|----------------|------------------------------------|-----------------|--------------|----------------------------------|----------------|
|                        |                 |         | European                         | North American |                                    |                 |              | European                         | North American |
| <b>EUROPE</b>          |                 |         |                                  |                | Macedonia                          | 1               |              | 1                                | -              |
| Albania                | 4               |         | 4                                | -              | Malta                              | 16              |              | 16                               | -              |
| Andorra                | 1               |         | 1                                | -              | Netherlands                        | 265             |              | 265                              | -              |
| Austria                | 78              |         | 78                               | -              | Norway                             | 37              |              | 37                               | -              |
| Belarus                | 8               |         | 8                                | -              | Poland                             | 119             |              | 119                              | -              |
| Belgium                | 228             |         | 228                              | -              | Portugal                           | 130             |              | 130                              | -              |
| Bosnia and Herzegovina | 7               |         | 7                                | -              | Romania                            | 52              |              | 52                               | -              |
| Bulgaria               | 33              |         | 33                               | -              | Russian Federation                 | 134             |              | 134                              | -              |
| Croatia                | 19              |         | 19                               | -              | Serbia                             | 20              |              | 20                               | -              |
| Cyprus                 | 13              |         | 13                               | -              | Slovakia                           | 21              |              | 21                               | -              |
| Czech Republic         | 61              |         | 61                               | -              | Slovenia                           | 37              |              | 37                               | -              |
| Denmark                | 77              |         | 77                               | -              | Spain                              | 329             |              | 329                              | -              |
| Estonia                | 6               |         | 6                                | -              | Sweden                             | 123             |              | 123                              | -              |
| Finland                | 87              |         | 87                               | -              | Switzerland                        | 109             |              | 109                              | -              |
| France                 | 466             |         | 466                              | -              | Turkey                             | 163             |              | 163                              | -              |
| Germany                | 1,370           |         | 1,370                            | -              | Ukraine                            | 30              |              | 30                               | -              |
| Greece                 | 68              |         | 68                               | -              | United Kingdom                     | 7,248           |              | 7,248                            | -              |
| Hungary                | 64              |         | 64                               | -              | Subtotal                           | 12,078          | 70.6         | 12,078                           | -              |
| Iceland                | 6               |         | 6                                | -              | <b>NORTH AMERICA</b>               |                 |              |                                  |                |
| Ireland                | 246             |         | 246                              | -              | Canada                             | 365             |              | -                                | 365            |
| Italy                  | 346             |         | 346                              | -              | Mexico                             | 60              |              | -                                | 60             |
| Latvia                 | 12              |         | 12                               | -              | United States                      | 4,594           |              | -                                | 4,594          |
| Liechtenstein          | 11              |         | 11                               | -              | Subtotal                           | 5,019           | 29.4         | -                                | 5,019          |
| Lithuania              | 20              |         | 20                               | -              | <b>TOTAL QUALIFIED CIRCULATION</b> | <b>17,097</b>   | <b>100.0</b> | <b>12,078</b>                    | <b>5,019</b>   |
| Luxembourg             | 13              |         | 13                               | -              |                                    |                 |              |                                  |                |

\*See Additional Data

## WEBSITE CHANNEL

WWW.TCTMAGAZINE.COM

| 2021            | Pageviews     | Sessions      | Users         | Average Session Duration |
|-----------------|---------------|---------------|---------------|--------------------------|
| January         | 55,229        | 39,550        | 31,145        | 1:14                     |
| February        | 63,327        | 46,680        | 35,069        | 1:05                     |
| March           | 70,059        | 49,829        | 38,536        | 1:17                     |
| April           | 54,071        | 37,831        | 29,822        | 1:10                     |
| May             | 61,372        | 42,513        | 34,245        | 1:09                     |
| June            | 54,095        | 39,087        | 31,147        | 1:06                     |
| <b>AVERAGE:</b> | <b>59,692</b> | <b>42,582</b> | <b>33,327</b> | <b>1:10</b>              |

January – June 2021 data was provided by Google Analytics. All website activity is audited by BPA Worldwide.

### WEBSITE GLOSSARY

**Pageviews:** A Pageview is recorded each time a page implanted with the JavaScript code (tag) is displayed in a browser window. This will occur whether the page is served directly from the web server, from a proxy, or from the browser's cache.








**Sessions:** A single continuous set of activity attributable to a cookie browser resulting in one or more pulled text and/or graphics downloads from a site. A period of 30 minutes of inactivity will terminate the session.

**Users:** An identified and unduplicated Cookie Browser that accesses Internet content or advertising during a measurement period.

**Average Session Duration:** The time visitors remain on a site per session.

## SOCIAL MEDIA CHANNEL

TCT Magazine Social Media\*

| 2021               |  Twitter followers<br><a href="https://twitter.com/thetctmagazine">https://twitter.com/thetctmagazine</a> |  Twitter followers<br><a href="https://twitter.com/thetctgroup">https://twitter.com/thetctgroup</a> |  Twitter followers<br><a href="https://twitter.com/TCT3Sixty">https://twitter.com/TCT3Sixty</a> |  Facebook likes<br><a href="https://www.facebook.com/thetctmagazine/">https://www.facebook.com/thetctmagazine/</a> |  LinkedIn group members<br><a href="https://linkedin.com/groups/48133/profile">https://linkedin.com/groups/48133/profile</a> |  YouTube views<br><a href="https://www.youtube.com/Views">https://www.youtube.com/Views</a> |  YouTube subscribers<br><a href="https://youtube.com/user/tctmagazine">https://youtube.com/user/tctmagazine</a> |
|--------------------|--|--|--|---|---|--|--|
| Beginning Balance: | 10,245   | 8,486  | 6,430  | 1,671   | 5,134   | 847,249  | 2,230  |
| January            | 10,248   | 8,481  | 6,412  | 1,673   | 5,310   | 850,096  | 2,250  |
| February           | 10,303   | 8,506  | 6,405  | 1,671   | 5,477   | 852,912  | 2,260  |
| March              | 10,327   | 8,512  | 6,406  | 1,673   | 5,656   | 855,495  | 2,270  |
| April              | 10,333   | 8,510  | 6,391  | 1,669   | 5,807   | 857,863  | 2,280  |
| May                | 10,303   | 8,451  | 6,354  | 1,671   | 5,946   | 859,881  | 2,280  |
| June               | 10,309   | 8,429  | 6,342  | 1,667   | 6,058   | 861,454  | 2,300  |

\*Twitter account TCT Show suspended due to pandemic.

## ADDITIONAL DATA

### MAGAZINE:

#### CHANGE IN FREQUENCY:

Effective with Volume 29, Issue 1, TCT EU changed its frequency from 5 to 6 issues per year.

Effective with Volume 7, Issue 1, TCT NA changed its frequency from 5 to 6 issues per year.

### GEOGRAPHIC DISTRIBUTION:

Geographic data for Website and Social Media are not reported at the media owner's option.

### PUBLISHER'S AFFIDAVIT

We hereby make oath and say that all data set forth in this statement are true.

Jane Palfi, Audience Development Manager

Jennifer Armstrong, Audit Consultant

(At least one of the above signatures must be that of an officer of the publishing company or its authorized representative.)

#### IMPORTANT NOTE:

This unaudited brand report has been checked against the previous audit report.

It will be included in the annual audit made by BPA Worldwide.

Date signed

July 24, 2021

City

Chester

Country

United Kingdom

Received by BPA Worldwide

July 24, 2021

Type

BJ

ID Number

T326B0J1

### About BPA Worldwide

A not-for-profit organization since 1931 and headquartered in Shelton, Connecticut, USA, BPA has a global membership, spanning more than 20 countries. The organization conducts 2,500+ audits for media brands in print, online/digital and live events. In addition, the BPA-iCompli division verifies compliance to defined industry standards, provides technology assurance, and certifies organization's sustainability practices and reporting. BPA is supported by 4,000+ advertiser and agency members. The latest innovation to move the industry forward is the BPA Media Exchange, a brand-safe and audited cooperative marketplace which offers automated solutions for the buying and selling of digital advertising.

MAGAZINE CHANNEL FORMAT: This magazine is produced in print format.

Copyright © 2021 BPA Worldwide. All rights reserved.

